





## Grade 2





### School-without-Walls Package 14 (28 June to 2 July 2021)

Homework\_Day 1 (28 June 2021)


Subject	Click on the Youtube Links	Things to Note
English	Learning classifying Animals <a href="https://youtu.be/mRidGna-V4E">https://youtu.be/mRidGna-V4E</a>  Learning i blending (ip) word family <a href="https://youtu.be/DtMCCVamCB">https://youtu.be/DtMCCVamCB</a> <a href="#">A</a>	Copy the words you learn in classifying in to your note book
Mathematics	Division as sharing and grouping <a href="https://youtu.be/bdglIPNNhul">https://youtu.be/bdglIPNNhul</a>  How to do division by grouping   Oxford Owl <a href="https://youtu.be/linbjLi2K5s">https://youtu.be/linbjLi2K5s</a>	<b>Write down this on top of your page:</b>  <b>PACKAGE 13 Day: 1</b> <b>Date: 28 June 2021</b>  After watching the 2 videos, write down “ <b>Division Equation</b> ” that you have learnt from the video in your math exercise book.
Portuguese	<a href="https://youtu.be/Sj34H1vsZRY">https://youtu.be/Sj34H1vsZRY</a>	Clique neste link  <a href="https://forms.gle/euRAHKRsQTuW1qTu8">https://forms.gle/euRAHKRsQTuW1qTu8</a>

# Homework\_Day 2 (29 June 2021)


Subject	Click on the Youtube Links	Things to Note
English	Learning has/ have. Click the link below to learn <a href="https://youtu.be/Nd4MScADY94">https://youtu.be/Nd4MScADY94</a>  Click the next link to do your work in goggle form. <a href="https://forms.gle/8kzyuoWRSy1bf9bu7">https://forms.gle/8kzyuoWRSy1bf9bu7</a>	While watching the video pause to write down what are the pronouns to use in has and have
Mathematics	<b>Zoom Lesson – 8am to 10am</b>  <a href="https://us02web.zoom.us/j/81928613702?pwd=MkRiNm0xVjNXSHdZMGE2eEI4Rng1UT09">https://us02web.zoom.us/j/81928613702?pwd=MkRiNm0xVjNXSHdZMGE2eEI4Rng1UT09</a>	Meeting ID: 819 2861 3702  Passcode: 2021G2  <b>Write down this ↓ on top of your page:</b>  <div style="border: 1px solid black; border-radius: 15px; padding: 5px; display: inline-block;"> <b>PACKAGE 13      Day: 2</b>  <b>Date: 29 June 2021</b> </div>  Write down 4 questions and answer about <b>“Sharing and Grouping”</b> in your math exercise book. No need to draw.  1. Circle. Write a division equation to show each picture. (a) Circle to show groups of 2.    $\square \div \square = \square$  There are <input type="text"/> groups.

		<p>(b) Circle to show groups of 5.</p>  <p style="text-align: center;"> <input type="text"/> ○ <input type="text"/> = <input type="text"/> </p> <p>There are <input type="text"/> groups.</p> <hr/> <p>(c) Circle to show 5 equal groups.</p>  <p style="text-align: center;"> <input type="text"/> ○ <input type="text"/> = <input type="text"/> </p> <p>There are <input type="text"/> children in each group.</p> <hr/> <p>(d) Circle to show 10 equal groups.</p>  <p style="text-align: center;"> <input type="text"/> ○ <input type="text"/> = <input type="text"/> </p> <p>There are <input type="text"/>  in each group.</p>
<p><b>Portuguese</b></p>	<p>Palavras com nh (review)</p> <p><a href="https://youtu.be/xbY-FeJoWjY">https://youtu.be/xbY-FeJoWjY</a></p>	<p>Clique neste link 1</p> <p><a href="https://forms.gle/WupQzDE2qcX9seqK8">https://forms.gle/WupQzDE2qcX9seqK8</a></p> <p>Clique neste link 2</p> <p><a href="https://forms.gle/YHUKcHuesJkEk56L8">https://forms.gle/YHUKcHuesJkEk56L8</a></p>
<p><b>Devotion</b></p>	<p>The Story of an Angry Bee (Forgiveness)</p> <p><a href="https://www.youtube.com/watch?v=-aEUjlxOK-Y">https://www.youtube.com/watch?v=-aEUjlxOK-Y</a></p>	

# Homework\_Day 3 (30 June 2021)

Subject	Click on the Youtube Links	Things to Note										
English	Reading comprehension <a href="https://www.youtube.com/watch?v=su82KK3SaF8">https://www.youtube.com/watch?v=su82KK3SaF8</a>  Learn have and had <a href="https://youtu.be/DkbcjCY2kCUC">https://youtu.be/DkbcjCY2kCUC</a>	Practice your reading and copy the question and the answers into your note book. Second links when you watch the video pause the video to copy the exercise which fill in the black in to your note.										
Mathematics	Dividing by Two <a href="https://youtu.be/DM3z_JOeALM">https://youtu.be/DM3z_JOeALM</a>	<p><b>Write down this on top of your page:</b></p> <p style="text-align: center;">↓</p> <div style="border: 1px solid black; border-radius: 20px; padding: 10px; display: inline-block;"> <p><b><u>PACKAGE 13</u>      Day: 3</b>  <b>Date: 30 June 2021</b></p> </div> <p>After watching the video, write down “<b>10 division equation by 2</b>” in your math exercise book with your answer.</p> <table style="width: 100%; border: none;"> <tr> <td style="width: 50%;">1) <math>40 \div 2 =</math></td> <td style="width: 50%;">6) <math>16 \div 2 =</math></td> </tr> <tr> <td>2) <math>38 \div 2 =</math></td> <td>7) <math>12 \div 2 =</math></td> </tr> <tr> <td>3) <math>20 \div 2 =</math></td> <td>8) <math>4 \div 2 =</math></td> </tr> <tr> <td>4) <math>24 \div 2 =</math></td> <td>9) <math>2 \div 2 =</math></td> </tr> <tr> <td>5) <math>38 \div 2 =</math></td> <td>10) <math>8 \div 2 =</math></td> </tr> </table>	1) $40 \div 2 =$	6) $16 \div 2 =$	2) $38 \div 2 =$	7) $12 \div 2 =$	3) $20 \div 2 =$	8) $4 \div 2 =$	4) $24 \div 2 =$	9) $2 \div 2 =$	5) $38 \div 2 =$	10) $8 \div 2 =$
1) $40 \div 2 =$	6) $16 \div 2 =$											
2) $38 \div 2 =$	7) $12 \div 2 =$											
3) $20 \div 2 =$	8) $4 \div 2 =$											
4) $24 \div 2 =$	9) $2 \div 2 =$											
5) $38 \div 2 =$	10) $8 \div 2 =$											
Portuguese	Traduzir Português em Tétum	 <p>Protugues em Tetum G2.pdf</p> <p><a href="#">traduzir as frases em Tetum.pdf</a></p>										

# Homework\_Day 4 (1 July 2021)

Subject	Click on the Youtube Links	Things to Note										
<b>English</b>	Learning do/ does <a href="https://youtu.be/LOw5h0_oUEM">https://youtu.be/LOw5h0_oUEM</a>  Reading practicing <a href="https://www.youtube.com/watch?v=O_Umwi5X57Y">https://www.youtube.com/watch?v=O_Umwi5X57Y</a>	While watching the video pause to copy the similarities Do/Does in to your book.										
<b>Mathematics</b>	Dividing by Five <a href="https://youtu.be/CpbG54n9m24">https://youtu.be/CpbG54n9m24</a>  Division by 5 <a href="https://youtu.be/yy88TpH245k">https://youtu.be/yy88TpH245k</a>	<p><b>Write down this on top of your page:</b></p> <p style="text-align: center;">↓</p> <div style="border: 1px solid black; border-radius: 15px; padding: 5px; display: inline-block;"> <p><b><u>PACKAGE 13</u>      Day: 4</b>  <b>Date: 24 June 2021</b></p> </div> <p>After watching the video, write down “<b>10 division equation by 5</b>” in your math exercise book with your answer.</p> <table style="width: 100%; border: none;"> <tr> <td style="width: 50%;">1) <math>40 \div 5 =</math></td> <td style="width: 50%;">6) <math>15 \div 5 =</math></td> </tr> <tr> <td>2) <math>35 \div 5 =</math></td> <td>7) <math>10 \div 5 =</math></td> </tr> <tr> <td>3) <math>20 \div 5 =</math></td> <td>8) <math>45 \div 5 =</math></td> </tr> <tr> <td>4) <math>25 \div 5 =</math></td> <td>9) <math>5 \div 5 =</math></td> </tr> <tr> <td>5) <math>30 \div 5 =</math></td> <td>10) <math>0 \div 5 =</math></td> </tr> </table>	1) $40 \div 5 =$	6) $15 \div 5 =$	2) $35 \div 5 =$	7) $10 \div 5 =$	3) $20 \div 5 =$	8) $45 \div 5 =$	4) $25 \div 5 =$	9) $5 \div 5 =$	5) $30 \div 5 =$	10) $0 \div 5 =$
1) $40 \div 5 =$	6) $15 \div 5 =$											
2) $35 \div 5 =$	7) $10 \div 5 =$											
3) $20 \div 5 =$	8) $45 \div 5 =$											
4) $25 \div 5 =$	9) $5 \div 5 =$											
5) $30 \div 5 =$	10) $0 \div 5 =$											
<b>Portuguese</b>	Verbo comer ou beber	<div style="text-align: center;">             vebo comer ou beber.pdf         </div> <p style="text-align: center;"><a href="#">Verbo comer ou beber</a></p>										

# Homework\_Day 5 (2 July 2021)

Subject	Click on the Youtube Links	Things to Note
English	Classifying ideas. <a href="https://youtu.be/IPXb4DVH83M">https://youtu.be/IPXb4DVH83M</a>  Learning blend sound. <a href="https://youtu.be/PITsRgWwtIq">https://youtu.be/PITsRgWwtIq</a>	Last link Copy the 10 words that you learnt in the video.
Mathematics	Dividing by Ten <a href="https://youtu.be/D_uLWLso-J8">https://youtu.be/D_uLWLso-J8</a>	<p><b>Write down this on top of your page:</b></p> <p style="text-align: center;">↓</p> <div style="border: 1px solid black; border-radius: 20px; padding: 10px; display: inline-block;"> <p><b><u>PACKAGE 13</u>      Day: 5</b>  <b>Date: 25 June 2021</b></p> </div> <p>After watching the video, write down “<b>6 division equation by 10</b>” in your math exercise book with your answer.</p> <p>1) <math>40 \div 10 =</math>                      6) <math>0 \div 10 =</math>            2) <math>30 \div 10 =</math>            3) <math>20 \div 10 =</math>            4) <math>50 \div 10 =</math>            5) <math>10 \div 10 =</math></p>
Portuguese	As cores em português (review)  <a href="https://youtu.be/Sj34H1vsZRY">https://youtu.be/Sj34H1vsZRY</a>	Faça 2 frases usando palavras “verde, preto, vermelho.